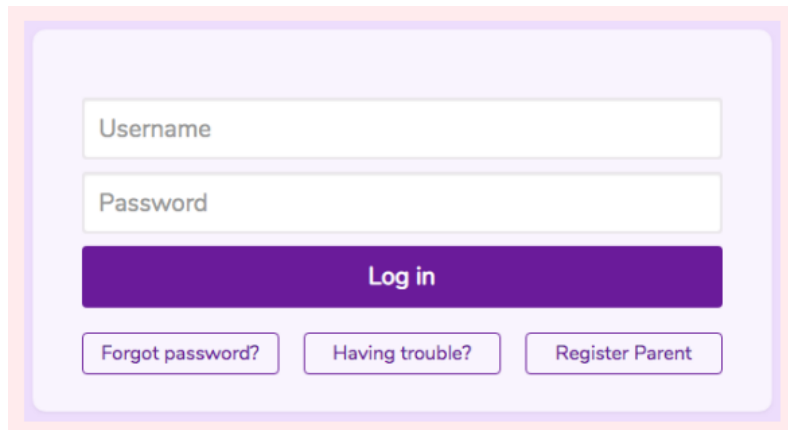


**Enquiry Question: What is a password and why should we keep them safe?**









The screenshot shows a login form with the following elements:

- A text input field labeled "Username".
- A text input field labeled "Password".
- A purple button labeled "Log in".
- Three smaller buttons below: "Forgot password?", "Having trouble?", and "Register Parent".

What should I already know?	What will I know at the end of the unit?
<ul style="list-style-type: none"> <li>I can explain how my work on the computer belongs to me and other people's work belongs to them.</li> <li>I can explain what it means for something to be private.</li> <li>I can talk about how my body feels when I am not comfortable with something.</li> <li>I know who can help me when I am feeling worried.</li> <li>I can show that I understand how to be kind to others.</li> <li>I can choose activities in my free time that help me to be healthy.</li> </ul>	<ul style="list-style-type: none"> <li>To log in safely.</li> <li>To learn how to find saved work in the Online Work area and find teacher comments.</li> <li>To learn how to search Purple Mash to find resources.</li> <li>To become familiar with the icons and types of resources available in the Topics section.</li> <li>To start to add pictures and text to work.</li> <li>To explore the Tools and Games section of Purple Mash.</li> <li>To learn how to open, save and print.</li> <li>To understand the importance of logging out.</li> </ul>

Key Vocabulary		
Alert Avatar Button Device File Name	Icon Log in Log out Menu My Work Area	Private Password Purple Mash Tools Saving Search

Key Resources					
	 <p>Tools</p>	 <p>Paint Projects</p>	 <p>2Connect</p>	 <p>2Count</p>	 <p>2Explore</p>