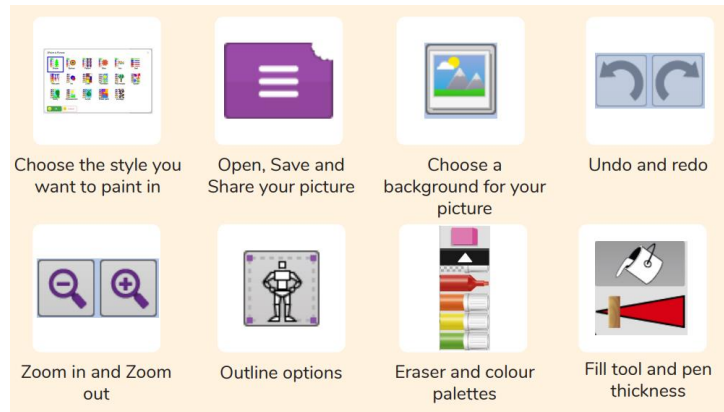


**St Mary's Horsforth – Computing Knowledge Organiser**  
**Year 2 – Spring 1**  
**Unit 2.6 Creating Pictures**





Enquiry Question: What are the main features of Impressionism?



What should I already know?	What will I know at the end of the unit?
<ul style="list-style-type: none"> <li>• I can begin to use e-books and the 2Create a Story tool.</li> <li>• I can add animation to a story.</li> <li>• I can add sound to a story, including voice recording and music the children have composed.</li> <li>• I can work on a more complex story, including adding backgrounds and copying and pasting pages.</li> <li>• I can share e-books on a class display board.</li> </ul>	<ul style="list-style-type: none"> <li>• I know the functions of the 2Paint a Picture tool.</li> <li>• I can recreate the Impressionist style of art (Monet, Degas, Renoir).</li> <li>• I can recreate Pointillist art and look at the work of pointillist artists such as Seurat.</li> <li>• I know about the work of Piet Mondrian and can recreate the style using the lines template.</li> <li>• I know about the work of William Morris and can recreate the style using the patterns template.</li> <li>• I can explore surrealism and eCollage.</li> </ul>

Key Vocabulary
<p align="center">Impressionism                      Palette                      Pointillism                      Share                      Surrealism                      Template</p>

Key Resources
<div style="display: flex; justify-content: space-around; align-items: center;"> <div data-bbox="523 1839 724 2056" style="text-align: center;">               2Paint a Picture         </div> <div data-bbox="788 1839 1110 2056" style="text-align: center;">  </div> </div>