

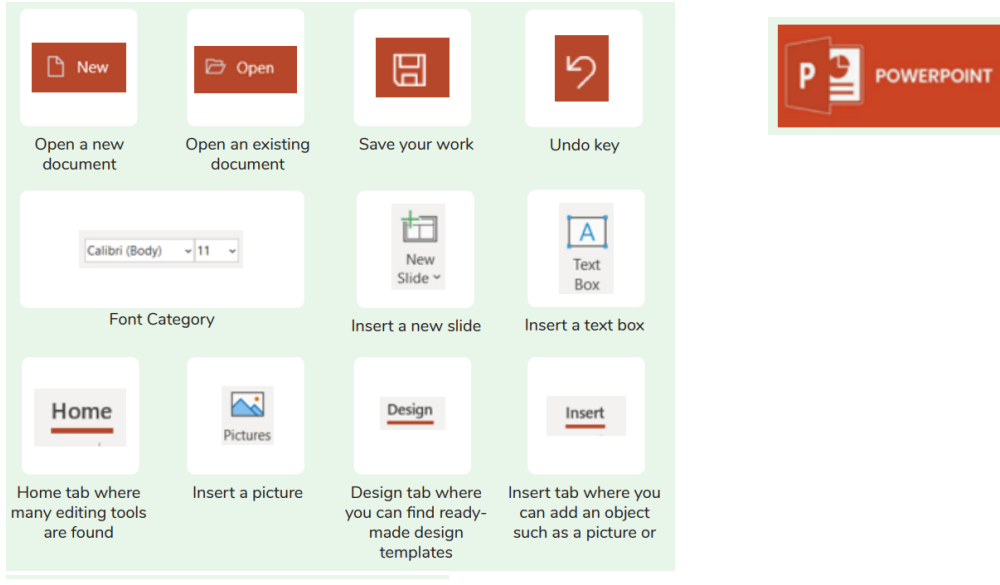
### What should I already know?






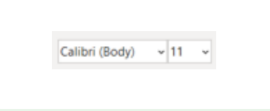






- I know that a story can be presented in different ways.
- I can make a quiz about a story or class topic.
- I can make a fact file on a non-fiction topic.
- I can make a presentation to the class.

### What will I know at the end of the unit?

- I can understand the uses of PowerPoint.
- I can create a page in a presentation.
- I can add media to a presentation.
- I can add animations to a presentation.
- I can add timings to a presentation.
- I can use the skills learnt to design and create an engaging presentation.

### Key Images and resource



				
Open a new document	Open an existing document	Save your work	Undo key	
				
Font Category	Insert a new slide	Insert a text box		
				
Home tab where many editing tools are found	Insert a picture	Design tab where you can find ready-made design templates	Insert tab where you can add an object such as a picture or	

### Key Vocabulary

<b>Animation</b> The process of adding movement to still objects.	<b>Border Properties</b> The style of the border around text or an object including the colour, thickness and dashes.	<b>Font formatting</b> Changing the appearance of text on the screen.
<b>Layer</b> Describes which objects appear in the front (foreground) of a slide and which appear behind other objects.	<b>Media</b> Information in the form of words, sounds, numbers, images, or graphics in electronic, print or broadcast form.	<b>Presentation</b> A visual way of displaying information to an audience that is clear and engaging. It can contain text, images, animation and videos.
<b>Slide</b> A single page within a presentation.	<b>Slideshow</b> A collection of pages arranged in sequence that contains text and images to present to an audience.	<b>Text box</b> An object that can be inserted into a piece of work in a program that allows the user to input text.
<b>Transition</b> How a slide moves from one to the next.	<b>WordArt</b> A way of changing the appearance of text often using decorative shapes.	

### Key Questions

<b>What is a presentation program used for?</b> A presentation program is used to present information to an audience in an engaging way, such as including text, pictures and videos. PowerPoint is an example of a presentation program.	<b>What features can you use to make a presentation more engaging?</b> You can give your presentation an engaging look and feel by using different fonts, colour schemes and using an interesting layout. Adding pictures, sound, and videos would also make a presentation more interesting to an audience. Using animations and interesting transitions between slides would also be engaging.
<b>How do you add a transition to a presentation?</b> Click on 'Transitions' at the top of the screen and select the transition you wish to use. You can preview the transition by	