

Key Vocabulary – What Challenges Can I See?

En mi ciudad...
In my town...



hay.../ no hay...
there is/are... / there isn't/aren't...

mucho/mucha/muchos/muchas
a lot of



Key Vocabulary – A Helping Hand

Voy a... I'm going to...
Me gustaría... I would like to...



Key Knowledge and Grammar

- To talk about the near future and say what you are going to do in Spanish, you use **voy a** (I am going to) followed by another verb in the infinitive, e.g. **Voy a reciclar** (I am going to recycle).
- To talk about what other people are going to do, you need to use the correct form of the verb **ir** (to go) followed by another verb in the infinitive:







Vas a cerrar el grifo. (You are going to turn off the tap.)

Va a protestar. (He/She is going to protest.)



Van a plantar árboles. (They (m/f) are going to plant some trees.)

- To talk about things that you would like to do in the future, use **Me gustaría** (I would like to) followed by a verb in the infinitive, e.g. **Me gustaría recoger la basura.** (I would like to pick up the rubbish.)

Key Vocabulary – The Bigger Picture

Pienso que... I think that...			
mis profesores my teachers 	los habitantes the residents 	el consejo escolar the school council 	el gobierno the government 
...van a... ...are going to...		...va a... ...is going to...	
instalar paneles solares 	instalar contenedores 	y and	también also
		pero but	
		en el futuro in the future	para ayudar to help

Key Vocabulary – Let's Make a Plan

 Aquí está mi presentación. Voy a hablar... Here is my presentation. I'm going to to talk...		
...de mi ciudad ...about my town	...de nuestro planeta ...about our planet	...del medioambiente ...about the environment
...de los retos medioambientales ...about environmental challenges		...de las acciones medioambientales ...about environmental actions
Muchas gracias. Thank you very much.		Gracias a todos. Thank you all.
 Gracias por su atención. Thank you for your attention.		

Delivering a Presentation – Top Tips

- Remember to smile and make eye contact with your audience!
- Don't cross your arms or put your hands in your pockets.
- Breathe slowly to help pace your speaking.
- Hold your notes at waist level – don't look down the whole time. Try to look up as often as you can.
- Take a short pause after a comma or full stop. Take a longer pause at the end of a paragraph or before moving on to a new point.
- Lastly, make sure you are loud enough for your audience to hear you!

<p>En mi ciudad, hay mucha basura pero no hay muchos contenedores. In my town, there is a lot of rubbish but there aren't a lot of bins.</p>	<p>Para ayudar, voy a recoger la basura. También, me gustaría reciclar. To help, I'm going to pick up the rubbish. Also, I would like to recycle.</p>	<p>En el futuro, pienso que los habitantes van a protestar. In the future, I think that the residents are going to protest.</p>
---	--	--

